

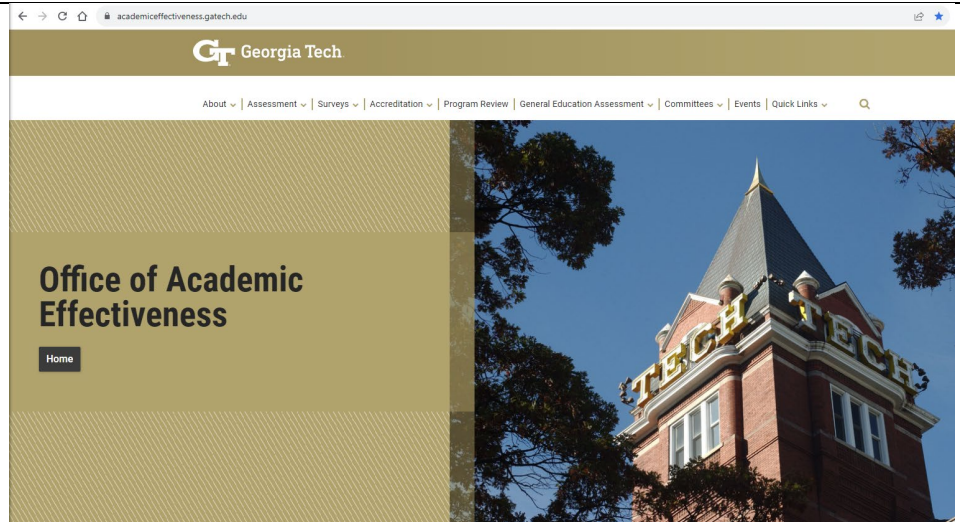
## Directions for Navigating Survey Data Visualizations on the Office of Academic Effectiveness (OAE) Website

### Step 1

The Office of Academic Effectiveness (OAE) survey data visualizations are located at the link below.  
(<https://academiceffectiveness.gatech.edu/>)

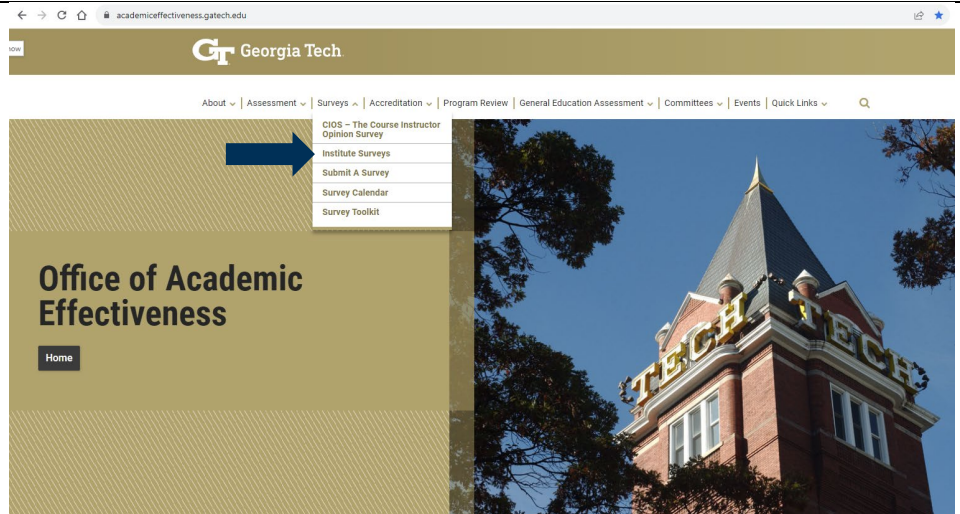
Note: The survey visualizations include the following:







- Exit Surveys (internal to GT only)
  - Undergraduate
  - Masters
  - PhD
- Career & Salary Survey
  - Public view
  - Internal



### Step 2

Click on the “**Institute Surveys**” link under the “Surveys” menu item:



<p><b>Step 3</b></p> <p>Several surveys are available on this page. The underlined links provide a shortcut to the selected survey.</p>	<hr/> <h2 style="text-align: center;">Institute Surveys</h2> <p>The Office of Academic Effectiveness (OAE) at Georgia Tech is responsible for administering a variety of Institute Surveys. The OAE is the primary administrator for the following surveys.</p> <p><u>Career and Salary Survey</u></p> <p><u>GT Units of Analysis by Degree and Field of Study</u></p> <p><u>Exit Surveys</u></p> <ul style="list-style-type: none"> <li>– <u>Undergraduate Exit Survey</u></li> <li>– <u>Graduate Exit Survey (Masters)</u></li> <li>– <u>Graduate Exit Survey (PhD)</u></li> </ul> <p><u>Survey of Earned Doctorates</u></p> <p><u>CIRP Freshman Survey</u></p> <p><u>National Survey of Student Engagement (NSSE)</u></p> <p><u>Emergency Remote Teaching &amp; Learning Survey</u></p>
<p><b>Step 4</b></p> <p>Links such as the “2024-2025 Salary Report (Public view)” are open access. All data is cyber security safe for public viewing.</p>	<h2 style="text-align: center;">Career and Salary Survey</h2> <p>The Georgia Tech Career Survey is designed to capture students’ post-graduation plans. The survey is administered to graduating students at the end of each semester. Data from the survey instrument is used to analyze acceptance rates, salary offers and signing bonuses presented by major, college, and degree. In some instances, reported salaries may vary considerably from year to year. Actual salaries are influenced by many factors.</p> <p><i>Note: Access to the Tableau tables below is only available to GT employees with FERPA at <a href="mailto:mark.gravitt@registrar.gatech.edu">mark.gravitt@registrar.gatech.edu</a> for assistance.</i></p> <ul style="list-style-type: none"> <li>• <u>Survey Instrument</u></li> <li>• <u>2024-2025 Salary Report (Public view)</u> </li> <li>• <u>2023-2024 Salary Report (Public view)</u> </li> <li>• <u>2022-2023 Salary Report (Public view)</u> </li> <li>• <u>2021-2022 Salary Report (Public view)</u> </li> <li>• <u>2020-2021 Salary Report (Public view)</u> </li> <li>• <u>2019-2020 Salary Report (Public view)</u> </li> <li>• <u>2024-2025 Survey Report</u> (login required)</li> <li>• <u>2023-2024 Survey Report</u> (login required)</li> <li>• <u>2022-2023 Survey Report</u> (login required)</li> <li>• <u>2021-2022 Survey Report</u> (login required)</li> <li>• <u>2020-2021 Survey Report</u> (login required)</li> <li>• <u>2019-2020 Survey Report</u> (login required)</li> <li>• <u>2018-2019 Survey Report</u> (login required)</li> </ul>

**Note: After selecting (Public view) you should see a screen as shown.**

**Georgia Tech Career Survey Report: AY 2024-2025**

The Georgia Tech Career Survey is designed to capture students' post-graduation plans, particularly with regard to employment and further education. The survey is administered to undergraduate and masters-level students at the end of each semester. Data from the survey instrument is used to generate the Salary Report, which provides a summary of employment offers, acceptances, salary offers and signing bonuses presented by major, college, and degree level. It is important to note that the results presented are based on self-reported information. In some instances, reported salaries may vary considerably from year to year. Actual salaries can vary based on prior work experience, specific desired skills, job location, and other factors.

[Salary by Degree Program](#) | [Salary by State](#) | [Salary by Category](#)



Career and Salary Survey  
Results  
2024-2025








Degree Level Summary

	Bachelor's	Master's	Doctorate
Responses by Degree Level	1,700	2,565	220
Response Rate	34.92%	33.73%	36.30%
Avg. Salary	\$93,704	\$120,923	\$110,894
Median Salary	\$85,000	\$120,000	\$102,500



Degree Level  
(All)

College  
(All)

<p><b>Step 5</b></p> <p>Any link with “Tableau” in the name is only accessible by Georgia Tech staff with FERPA credentials.</p> <p><b>Note:</b> To obtain FERPA access, please contact Mark Gravitt at <a href="mailto:mark.gravitt@registrar.gatech.edu">mark.gravitt@registrar.gatech.edu</a> for assistance.</p>	<p><b>Career and Salary Survey</b></p> <p>The Georgia Tech Career Survey is designed to capture students' post-graduation plan acceptances, salary offers and signing bonuses presented by major, college, and degree. In some instances, reported salaries may vary considerably from year to year. Actual : factors.</p> <p><b>Note:</b> Access to the Tableau tables below is only available to GT employees with FERPA at <a href="mailto:mark.gravitt@registrar.gatech.edu">mark.gravitt@registrar.gatech.edu</a> for assistance.</p> <ul style="list-style-type: none"><li>• <a href="#">Survey Instrument</a></li><li>• <a href="#">2024-2025 Salary Report (Public view)</a></li><li>• <a href="#">2023-2024 Salary Report (Public view)</a></li><li>• <a href="#">2022-2023 Salary Report (Public view)</a></li><li>• <a href="#">2021-2022 Salary Report (Public view)</a></li><li>• <a href="#">2020-2021 Salary Report (Public view)</a></li><li>• <a href="#">2019-2020 Salary Report (Public view)</a></li><li>• <a href="#">2024-2025 Survey Report (login required)</a> </li><li>• <a href="#">2023-2024 Survey Report (login required)</a> </li><li>• <a href="#">2022-2023 Survey Report (login required)</a> </li><li>• <a href="#">2021-2022 Survey Report (login required)</a> </li><li>• <a href="#">2020-2021 Survey Report (login required)</a> </li><li>• <a href="#">2019-2020 Survey Report (login required)</a> </li><li>• <a href="#">2018-2019 Survey Report (login required)</a> </li></ul>
--	---

**Step 6**  
Depending on the report, there may be multiple tabs of data located in the top menu of the window.

Salary by Degree ProgramSalary by StateSalary by CategorySurvey Questions

GTGeorgia Tech.

Career and Salary Survey  
Results  
2024-2025

Degree Level Summary

	Bachelor's	Master's	Doctorate	Other
Responses by Degree Level	9,450	10,493	1,158	474
Response Rate	194.12%	137.98%	191.09%	
Avg. Salary	\$87,140	\$118,913	\$108,409	\$112,640
Median Salary	\$81,000	\$115,000	\$100,000	\$105,000

Campus  
(All)

College  
(All)

Degree Level  
(All)

Degree Program  
(All)

Gender  
(All)

First Generation\*  
(All)

Ethnicity  
(All)

Citizenship  
(All)

Transfer Student  
(All)

Underrepresented Minority (URM)\*\*  
(All)

\*Students are classified as first generation if both parents have a high school diploma (or equivalent) or less OR one parent has a high school diploma (or equivalent) or less and the education level of the second parent is unknown or missing. If the education level of both parents is unknown or missing, then the student is defaulted to "Unknown."

RESET

\*\*URM is an acronym for underrepresented minorities, specifically non-White and non-Asian students and students who are a combination of any URM's and a non-minority group.

**Step 7**  
The data in these reports can be filtered by specified categories. Please note that once you select a filter, the data automatically updates based on the selected criteria.

Salary by Degree ProgramSalary by StateSalary by CategorySurvey Questions

GTGeorgia Tech.

Career and Salary Survey  
Results  
2024-2025

Degree Level Summary

	Bachelor's	Master's	Doctorate	Other
Responses by Degree Level	9,450	10,493	1,158	474
Response Rate	194.12%	137.98%	191.09%	
Avg. Salary	\$87,140	\$118,913	\$108,409	\$112,640
Median Salary	\$81,000	\$115,000	\$100,000	\$105,000

Campus  
(All)

College  
(All)

Degree Level  
(All)

Degree Program  
(All)

Gender  
(All)

First Generation\*  
(All)

Ethnicity  
(All)

Citizenship  
(All)

Transfer Student  
(All)

Underrepresented Minority (URM)\*\*  
(All)

\*Students are classified as first generation if both parents have a high school diploma (or equivalent) or less OR one parent has a high school diploma (or equivalent) or less and the education level of the second parent is unknown or missing. If the education level of both parents is unknown or missing, then the student is defaulted to "Unknown."


RESET

\*\*URM is an acronym for underrepresented minorities, specifically non-White and non-Asian students and students who are a combination of any URM's and a non-minority group.

## Step 8

The "RESET" button will reset all filters:

[Salary by Degree Program](#) [Salary by State](#) [Salary by Category](#) [Survey Questions](#)



Career and Salary Survey  
Results  
2024-2025

Degree Level Summary

	Bachelor's	Master's	Doctorate	Other
Responses by Degree Level	9,450	10,493	1,158	474
Response Rate	194.12%	137.98%	191.09%	
Avg. Salary	\$87,140	\$118,913	\$108,409	\$112,640
Median Salary	\$81,000	\$115,000	\$100,000	\$105,000

Campus  
(All)

College  
(All)

Degree Level  
(All)

Degree Program  
(All)

Gender  
(All)

First Generation\*  
(All)



Ethnicity  
(All)

Citizenship  
(All)

Transfer Student  
(All)

Underrepresented  
Minority (URM)\*\*  
(All)

\*Students are classified as first generation if both parents have a high school diploma (or equivalent) or less OR one parent has a high school diploma (or equivalent) or less and the education level of the second parent is unknown or missing. If the education level of both parents is unknown or missing, then the student is defaulted to "Unknown."



\*\*URM is an acronym for underrepresented minorities, specifically non-White and non-Asian students and students who are a combination of any URM's and a non-minority group.

**Note: If you have questions about navigating the survey data visualizations on the OAE website, please contact the [Office of Academic Effectiveness](#) at [oea@gatech.edu](mailto:oea@gatech.edu).**